

Drawing



Hendi B.V.
Steenoven 21
3911 TX Rhenen
The Netherlands

Batch #

000000 until 170565

Appliance part#

264607

Description

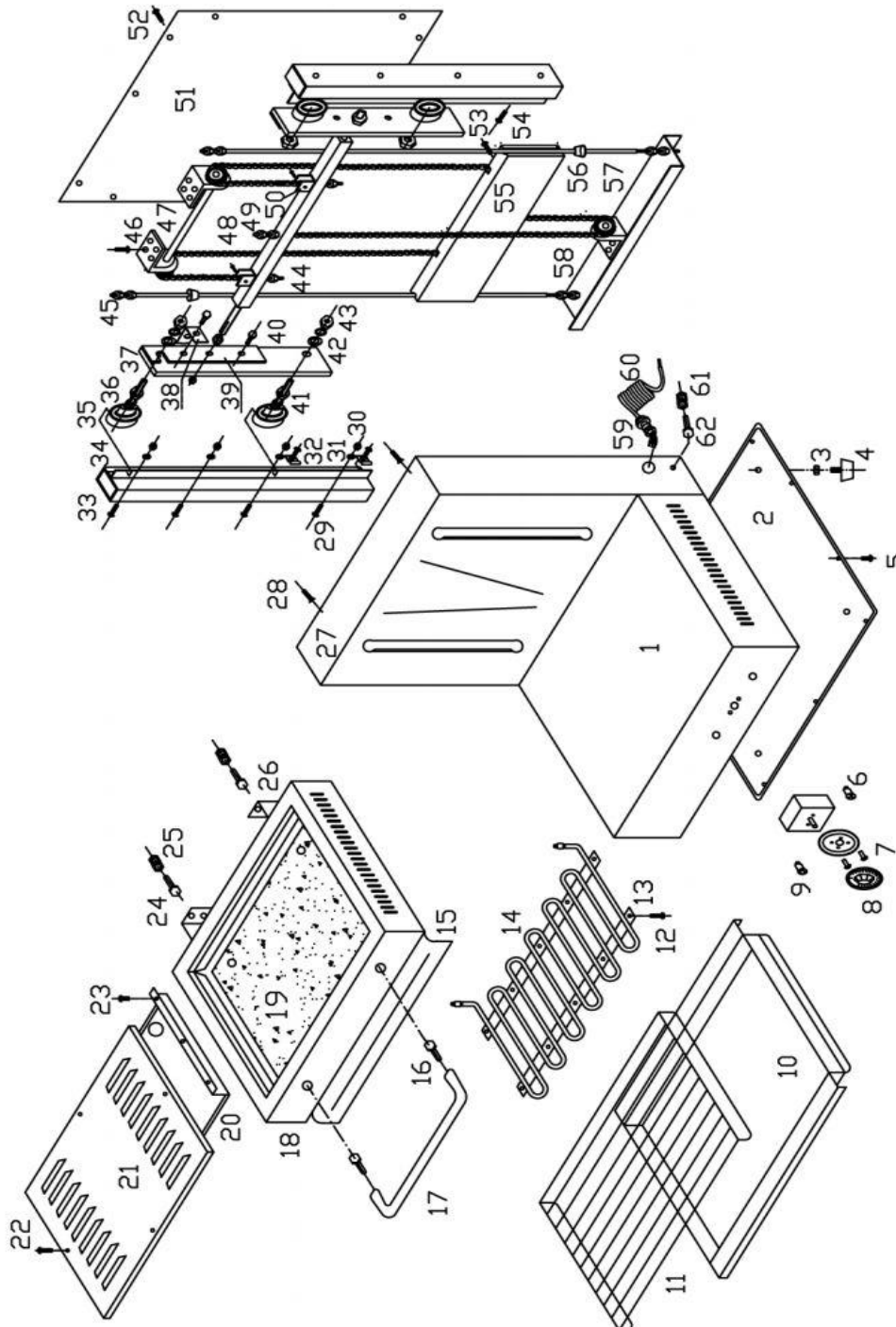
Salamander 450

Date 25-06-2018


Revision #

1.0

Revision First Bill of Materials (BOM)



Bill of materials (BOM)

 HENDI <small>FOOD SERVICE EQUIPMENT</small> Hendi B.V. Steenoven 21 3911 TX Rhenen The Netherlands	Batch #	Appliance part#
	000000 until 170565	264607
	Description	
	Salamander 450	

Date	25-06-2018	Revision #	1.0
Revision	First Bill of Materials (BOM)		


Item	Description	Part#	Quantity	Remark	Picture
1	Bottom Housing	n/a	1		
2	Bottom Housing Cover	n/a	1		
3	Screw for Foot	n/a	4		
4	Foot	n/a	4		
5	Screw for Housing	n/a	10		
6	Heating Indicator	912003	1		
7	Screw for Energy Regulator	n/a	2		
8	Energy Regulator	201121	1		
9	Power Indicator	205471	1		
10	Oil Drip tray	901694	1		
11	Grid	926802	1		
12	Screw for Element Bracket	n/a	4		
13	Heating Element Bracket	n/a	2		
14	Nut for Heating Element Bracket	n/a	2		
15	Heating Element	901700	1		
16	Screw for Handle	nss	2		
17	Handle	nss	1		
18	Upper Housing	n/a	1		
	Handle Complete	927540	1		
19	Bottom Plate Upper Housing	n/a	1		
20	Heat Shield	n/a	1		
21	Upper Housing Cover	n/a	1		
22	Screw for Upper Housing Cover	n/a	4		
23	Screw for Heat Shield	n/a	2		
24	Nut for Upper Housing	n/a	2		
25	Screw for Upper Housing	n/a	2		
26	Upper Housing Mounting Bracket	n/a	2		
27	Back Housing	n/a	1		
28	Screw for Back Housing	n/a	2		
29	Screw for Lift Bracket	n/a	8		
30	Nut for Lift Bracket	n/a	8		
31	Washer for Lift Bracket	n/a	8		
32	Mounting Clip	n/a	2		
33	Lift Bracket	n/a	2		
34	Slotted Plate	n/a	2		
35	Ball Bearing	n/a	4		
36	Ball Bearing Axis	n/a	4		
37	Side Panel Lift	n/a	2		
38	Fixation Plate	n/a	2		
39	Pressure Plate	n/a	2		
40	Bolt for Lift	n/a	2		
41	Nut for Lift	n/a	2		
42	Spring Washer	n/a	2		
43	Washer	n/a	2		
44	Guide Rod	n/a	1		
45	Washer	n/a	2		
46	Base Bracket	n/a	2		
47	Gear Wheels with Axle	n/a	1		
48	Chain for Lift	n/a	2		
49	Screw for Chain Mount	n/a	1		
50	Chain Fixation Bracket	n/a	2		
51	Back Housing Cover	n/a	1		
52	Screw for Back Housing Cover	n/a	8		
53	Screw	n/a	1		

54	Screw Chain Mount	n/a	2		
55	Counter Weight	n/a	1		
56	Rubber Stop for Counter Weight	n/a	2		
57	Guide Rod	n/a	1		
58	Base Plate for Lift	n/a	1		
59	Power Cord Retention	912201	1		
60	Power Cord	912027	1		
61	PE Copper Screw	n/a	1		
62	PE Copper Nut	n/a	1		
	Knob	904466	1	Has no numer on drawing	

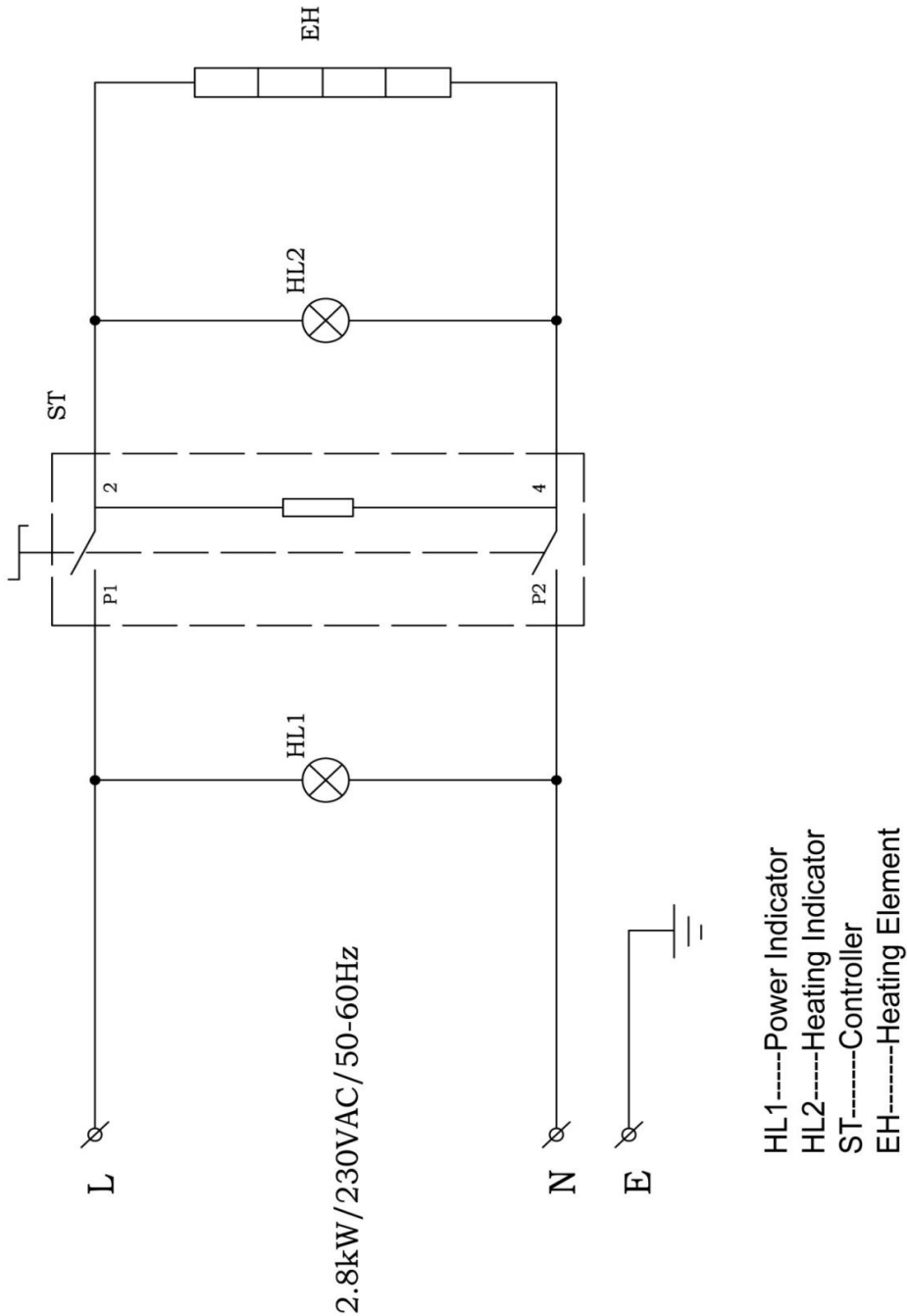
n/a -> not available

nss -> not sold separately


Circuit diagram

 <div>Hendi B.V. Steenoven 21 3911 TX Rhenen The Netherlands</div>		Batch #	Appliance part#
		000000 until 170565	264607
		Description	
		Salamander 450	
Date	25-06-2018	Revision #	1.0
Revision	First Bill of Materials (BOM)		

264607 Salamander (EB-450)



Wiring diagram

 Hendi B.V. Steenoven 21 3911 TX Rhenen The Netherlands	Batch #		Appliance part#
	000000 until 170565		264607
	Description		
	Salamander 450		

Date	25-06-2018	Revision #	1.0
Revision	First Bill of Materials (BOM)		

